

The logo consists of the word "VIOFO" in a white, sans-serif font, centered within a dark gray square. Below the text, there are several thin, white diagonal lines that sweep upwards from the bottom left towards the right side of the square.

VIOFO

The user manual is available on
<https://support.viofo.com>

Professional Lavalier **Microphone**

USER MANUAL

Copyright©2022 VIOFO Ltd. All Rights Reserved.

Package Component

Packing Contents



Lapel Microphone



Extension
Cable 6'5 (2m)



4 to 3 Pin
Adapter



Visor Clip



Adhesive Mount



Wind Muff



Deluxe Pouch

Specification

- Directivity: Omnidirectional
- Cable Length: 1.5M standard cable + 2M extension cable
- Plug: 3.5mm jack
- Sensitivity: $-30 \pm 2\text{dB}$
- Output Impedance: 2.2k
- Frequency Range: 16-20khz

Compatible with

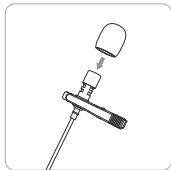
- iPhone 12, 12 Pro, 12 Pro Max, SE, 11 Pro, 11 Pro Max, 11, XS, XS Max, XR, X, 8, 8 plus, 7, 7plus, 6s plus, 6s, 6 plus, 6, SE, 5s, 5c, 5 (need an original Lightning to 3.5mm Adapter from Apple)
- Dashcam & action camera
- Android Smartphones & Tablet with 3.5 mm Jack
- Android Smartphones & Tablet without 3.5 mm Jack (need USB Type-C to 3.5mm Adapter. (not included)
- iPad (iPad Pro 2020 & 2018 need an original USB Type-C to 3.5mm Adapter from Apple. (not included)
- PC / Laptops. (need 3 to 4 Pin Adapter)
- DSLR Cameras. (need 3 to 4 Pin Adapter)
- Audio Recorders. (need 3 to 4 Pin Adapter)

Features

- Plug & Play design, convenient to use.
- 6.5 foot (2m) extra-long cable gives ample reach, even when using a tripod/monopod.
- With a sturdy metal lapel clip, the microphone can easily be clipped to your collar for video blogs/documentaries etc.
- Equipped with two brackets that can be installed in the car, which can be broadcast live even while driving.

Installation and set up

Insert the wind muff and secure the clip near the sound source.



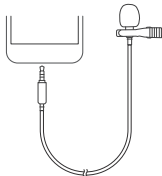
1



2

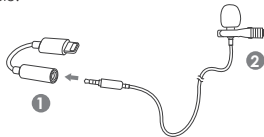
• For Mobile Phone or Device with 3.5mm jack Users

1. Full plug the microphone into your mobile phone or another device.
2. Start recording or shooting video on your phone.
3. To listen to the recording, unplug the microphone from your phone.



• For iPhone without 3.5mm jack Users

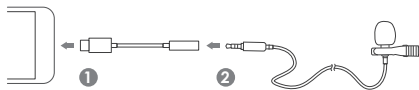
1. Take out an original Lightning to 3.5mm Adapter from Apple.
2. Connect an external microphone with an adapter from Apple.



3. Start recording or shooting video on your iPhone.

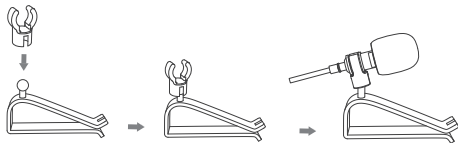
• For Mobile Phone or Device without 3.5mm jack Users

1. Take out an USB Type-C to 3.5mm Adapter.
2. Connect an external microphone with USB Type-C to 3.5mm Adapter.



3. Start recording or shooting video on your mobile phone.

Install Visor Clip



Open the Visor Clip to a proper angle. It can be directly clipped to the position where you want to set the microphone.

How to use the attached Mounts

Install Adhesive Mount



The Adhesive Mount is equipped with the adhesive sticker, you can stick it directly on the car or other places.

Customer Service

- 🛡️ 3-month Limited warranty , Lifetime technical support
- ✉️ support@viofo.com
- 📘 www.facebook.com/viofo.world
- ☎️ +86 755 8526 8909 (CN)
- 🕒 Mon-Fri 9am-6pm