

Front

■ Packing List



Rear Camera Set



Rear Camera Cable (7.5M)



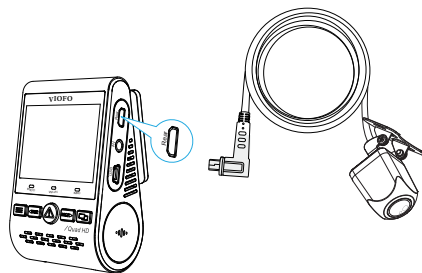
3M Sticky Pads x 2



Screws x 2

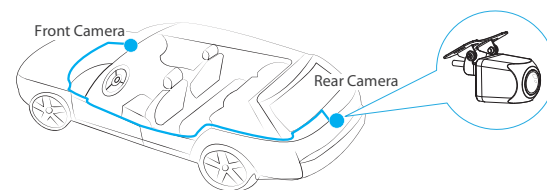
■ Installation

- 1 Plug the rear camera cable to the front camera (main unit).



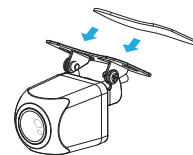
Back

- 2 Wire the rear cam cable as shown below and position the camera outside the rear of the vehicle.

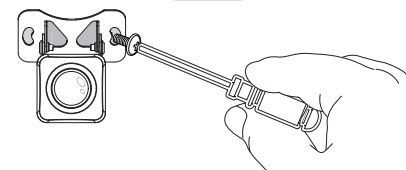


- 3 Secure the camera using 3M adhesive sticker or screws provided.

Option 1



Option 2



*If you're not familiar with wiring and installation, please go to a relevant store and have a professional install it for you to avoid danger or damage.

Size: 100x97mm

Material: Double copper paper 350g front and back printing